



## UDP BOARD MEETING AGENDA

11:30 a.m. to 1:00 p.m.

June 16, 2026

*Fireplace Room, Floor 2, U District Partnership - 1415 NE 45th St, Seattle, WA 98105*

I.	Welcome & Introductions	Aaron	11:30 a.m.	
II.	Public Comment	Public	11:35 a.m.	
III.	Approval of UDP April Meeting Minutes	Jessie	11:40 a.m.	(Vote)
IV.	UDP Finance Committee Report	Trevor	11:50 a.m.	
	• <i>Acceptance of May 2026 UDP Financials</i>			(Vote)
V.	Draft 2026 - 2027 Budget & Work Plan	Don	12:00 p.m.	(Vote)
VI.	Governance Committee Report	Rick	12:30 p.m.	
	• <i>Board Term Renewals</i>			(Vote)
	• <i>Board Officer Nominations</i>			(Vote)
	• <i>Committee Chair Nominations</i>			(Vote)
VII.	Executive Director Report	Don	12:40 p.m.	
VIII.	New Business	Aaron	12:50 p.m.	
IX.	Executive Session	Aaron, Rick	12:55 p.m.	
X.	Adjourn	Aaron	1:00 p.m.	

## UDP Board Meeting Minutes

11:30am to 1:00pm

April 21, 2026

The U District Partnership, 1415 NE 45th St, Fireplace Room, Seattle WA 98105| HYBRID

### UDP Board Members in Attendance in Person

Aaron Hoard – UW, Co-Chair	Darren Rose - 206 Properties
Rick Jones - Schooley Mitchell, Co-Chair	Julie Blakeslee – UW Planning
Trevor Peterson – U Book Store, Treasurer	Katie Betz – Urban Renaissance Group
John Hix – Seattle Vineyard Church	Maya Lu – Boba Up
Stephen Antupit – U District Resident	Lois Ko - Sweet Alchemy
Emily Scully – Shultzzy’s Bar & Grill	Jeremy Eknoian – UW Real Estate
Josh Gana – UW Housing & Food Services	Don Schulze – UDPA
Ashley Van Dragt - Chapel on the Ave	Shruti Shah - University Book Store

### UDP Board Members Not in Attendance

Anna Sorokina – WSECU	Miles Richardson – Audi Seattle/University VW
Alfred Shiga – Shiga’s Imports	Paul Yunker – U District Food Bank
Anson Lin – Astora Construction	
Jessie Quan – Ladd & Lass Brewing, Secretary	

### UDP Staff

Don Blakeney – Executive Director	Nikki Somers – Operations Manager
Hannah Kiburz – Economic Dev Manager	Pollyanna Yokokawa – Marketing Manager
Marcus Johnson – Director of Clean & Safe Operations	Janet Lee – Urban Vitality Manager

### Guests

Rong Ren - Ravenna BECU	Royce Morrison – University Congregational United Church of Christ
-------------------------	--

*\* Please note, there may have been other guests but due to the hybrid/Zoom format and people entering and leaving at different times, we were unable to track all guests.*

### Welcome and Introductions

Rick J. started the meeting, with a round of introductions.

### Public Comment

Rick J. called for public comment, there was no public comment.

### **Approval of UDP Board Meeting Minutes**

Rick J. introduced the March 2026 meeting minutes, asked for any questions or amendments.

**Motion:** Josh G. moved to accept the March 2026 UDP Board meeting minutes.

**Second:** Aaron H. seconded the motion.

**Abstentions:** none

**Approval:** The motion was approved unanimously.

### **UDP Finance Committee Update and Approval of the Financials**

Trevor P. started with an overview of the UDP spending and that it is largely on track for 2026. A few of the variances include unanticipated grant & donation income, along with underspend on staffing and contracted services. Other variances include an overspend on staff development, and other program expenses.

**Motion:** On behalf of the Finance Committee, Trevor P. moved to accept the March 2026 financials as presented at the April 21, 2026 Board Meeting.

**Second:** No second was required because the motion came from the Finance Committee.

**Approval:** The motion was approved unanimously.

*Note: A full financial narrative is included in each UDP Board meeting packet, speaking directly to any variances in the budget, which is approved each year at the Annual Meeting each June*

Next Don B. advised there will be a 2026-2027 Finance Committee budget planning meeting in May 2026. This is to ensure the 2026-2027 budget is on task and ready for approval at the June Annual meeting.

### **Emerging U District Issues + U District Subarea Plan Priorities**

Don B. offered some background regarding the City of Seattle and their idea of working toward an ambitious carbon reduction and pedestrian safety goals. The city leaders are exploring ways to shift street priority away from cars and toward pedestrians, transit, and micromobility. There has been increased interest in this idea, and has caught the attention of CM Rinck, several news articles, along with a proposed summer car-free event by the U District Advocates. Some of the top concerns for the businesses included uncertainty and thin details about the event. Others were concerned about longer-term customer access, reduced parking, delivery issues, alleyway access, and security for any longer-term closure.

Next Don B. shared information and opportunities for community input on the Seattle Comprehensive Plan. Six key priorities from the survey in Jan 2026 included planning for a future with small businesses, investing in infrastructure, supporting housing diversity, improving public spaces, coordinating mobility use, and coordinating social services. Don B. shared there will be a comprehensive plan open house on April 23, 2026 from 6-8pm @ U Heights and encouraged members to attend and/or fill out the online survey that closes May 3, 2026.

### **Economic Development Report**

Hannah K. began with an update on the removal of the dining structures along University Way. UDP reached out to businesses that no longer wanted their dining structures that were originally purchased through the Department of Commerce grant. Of those structures were removed, the businesses that decided to keep their dining structures, other maintenance and/or permitting information was offered.

Next Hannah K. shared an update regarding her business networking social that was held on April 9, 2026 at Cheba Hut; over 21 business representatives showed up. These networking socials help provide opportunities for business leaders to connect with each other, share resources, and meet UDP staff.

Hannah K. encouraged members to join her for the upcoming economic development committee meeting which will be held on April 28 from 2-3:30pm at UDP offices. Key topics will include FIFA World Cup information, and expected impacts, along with U District activations, and business engagement opportunities.

Lastly, Hannah K. shared an update on business openings and closings, as well as relocating.

### **Clean and Safe Report**

Marcus J. started with an update on the shooting that happened at Safeway, which was not a targeted shooting. There is no risk to the community.

Next Marcus J offered information on UDP meetings with elected and city officials, which include the North Precinct, City council public safety committee, Seattle public utilities director, Seattle police chief, Mayor Wilson's public safety director, and the Seattle city attorney.

Lastly, Marcus J. gave an update on the open air drug market activity impacting businesses, residents and public spaces. UDP continues to coordinate with SPD, along with ambassador monitoring, hiring a neighborhood outreach coordinator, public safety focus, and perception. UDP is elevating concerns with leadership.

### **Marketing & Events**

Don B. announced the convening of a UDP Events Committee, which will kick-off in May 2026. The first order of operations for the committee is the U District Street Fair, the future of Boba Fest, and the U District Chow Down.

Next Hannah K. offered some insight from the first ever Night Blossom that was held on March 21, 2026 at the UW Quad. The night of the event on The UW Quad there were approximately 6k attendees from 6-10pm and 16.5k visitors to the AVE.

Lastly Pollyanna Y. shared an update on the 2026 U District Street Fair, which is sold out for vendors! This year's Street Fair will include the Neptune Main Stage which will be on The AVE at 41st Street. Pollyanna Y. also mentioned the Call for Street Fair Volunteers and the need for everyone's participation.

### **Governance:**

Don B. gave an update on the upcoming Board and Committee meetings.

Rick J. shared that the UDP is having the annual Summer Social in August, keep a look out for that. Rick J. also noted that times for the 2026-2027 board meetings might change, please weigh in on what works for you. Lastly, also electing new officers for the board.

### **New UDP Board Business**

Rick J. called for new business, there was none.

### **UDP Board Adjournment**

Rick J. adjourned the UDP Board meeting.



## Finance Committee Report & Budget Narrative

Prepared on 6/9/26

This financial narrative provides a summary of The U District Partnership's financial statements as of May 31, 2026. The notes below correspond to the profit and loss statement, the balance sheet and our collections report from the City.

### Budget Report

June is the end of the UDP's fiscal year, so the spending for FY 2026 is largely wrapping up, giving the Board a clear indication of where things will land for the year. Spending for UDP is largely on track with the 2026 budget, with some persistent variances. On the income side, we see unanticipated grant and donation income which is offset on the expense side by an uptick in other program expenses. These variances are explained below in greater detail. The numbers along the left side of the page correspond with the numbers on the budget report:

#### Income:

**43400 – Donations & Partnerships:** *Unexpected donations are driving this increase in income. A generous donation from Tom McQuaid came in \$10,000 more than expected. Also the Lincoln Properties supported the station park series for \$10,000 that wasn't in the 2026 budget.*

**444300 – BIA Contract:** *Three projects are contributing to the variance in BIA income. The new self-watering flower baskets, the light rentals for the first annual night blossom walk, and the office renovation, which is a timing issue, and for which UW is going to substantially reimburse the organization.*

**44530 – Grants:** *UDP received several generous grants this year that have gone to support and deepen the impact the organization has in the U District. These grants included allocations from the City Council championed by Councilmember Rivera to support homeless outreach and cleaning in the U District. UDP has grant-funded contracts with SPU and SDOT. The Rotary also generously awarded UDP funds to support the self-watering flower baskets, which was unexpected.*

**46400 – Interest & Other:** *This variance is attributable to a partial income related to unclaimed property in the form of uncashed checks.*

**47000 – Program Fees:** *This is the line where UDP tracks income from events, such as the Street Fair vendor booth fees. The variance here represents a timing issue and should flatten out by the end of the fiscal year.*

**47215 – Sponsorship Income:** Sponsorship for Chow Down came in about \$25,000 higher than anticipated, which is causing the majority of this variance. Cherry Blossom Festival sponsorship was also up by a few thousand dollars as well. Street Fair sponsorship came in about \$7,000 over budget, which was great to see—thanks in large part to Thumbtack coming in as the main stage sponsor.

Expense:

**60000 – Staffing Expenses:** The underspend in staff costs are related to an unfilled Events Specialist position, but will likely be offset by our underbudgeting for medical expenses, which may land us with a total variance of \$10,000 by the end of the year. The reorganization of the team and event-related work will not impact this year’s budget.

**61000 – Professional Fees:** UDP brought on consultant support including an HR firm this year to support the organization and update the handbook, and this accounts for some of the variance seen on this line.

**62000 – Office and Overhead Expenses:** This section has a few variances, including expenses related to conference travel, which can be better planned for next year. Some of the Street Fair banking and service fees are still waiting to land and will close out by the end of the year.

**70000 – Direct Program Spending:** There is a large underspend shown in contracted services and program supplies. These are mostly related to the U District Street Fair and will be resolved during the month of June before the end of the fiscal year. Entertainment is an overspend for this year’s budget but came in lower than last year. This is largely due to the new programming and partnership with the Neptune. Lastly, UDP incurred unanticipated spending associated with the new grant funding, which shows up here as a large variance from the budget.

## **Balance Sheet Report**

The balance sheet shows a stable cash position, and an uptick in receivables. The lease liabilities and rights continue to show a variance because of our lease extension with UW. Since we moved to Quickbooks Online, we have a new account to hold funds that enables Quickbooks to pay our federal taxes automatically. This is reflected under assets.

## **BIA Assessment Collections**

UDP has been working with the city to ensure that the budget target of 95% collections is attained. The numbers below reflect collections through April, 2026. Billing goes out in June and December, so those numbers are updated twice annually.

Assessment years 2019-2024 are on track with assessment year 2025 still catching up as delinquent assessments roll in. In general the average UDBIA collection rate is higher than 95% over time, generally taking a couple of years for each fiscal year to hit this target.

<b>Fiscal Year</b>	<b>Amount Billed</b>	<b>Amount Collected</b>	<b>Collection Rate</b>
<b>2019</b>	\$ 946,505.32	\$ 940,514.37	99.37%
<b>2020</b>	\$ 1,215,841.04	\$ 1,203,865.60	99.02%
<b>2021</b>	\$ 1,271,712.04	\$ 1,252,574.05	98.50%
<b>2022</b>	\$ 1,325,847.14	\$ 1,302,967.85	98.27%
<b>2023</b>	\$ 1,596,501.52	\$ 1,565,836.44	98.08%
<b>2024</b>	\$ 1,760,687.52	\$ 1,714,879.46	97.40%
<b>2025</b>	<b>\$ 1,826,882.56</b>	<b>\$ 1,666,289.45</b>	<b>91.21%</b>

**Budget Report**  
**The U District Partnership**  
**July 1, 2025-May 31, 2026**

	Jul 1 2025 - May 31 2026			Annual
	YTD Actual	YTD Budget	Variance	Budget
<b>Income</b>				
43400 Donations/Partnerships	170,917.00	146,666.67	24,250.33	150,000.00
44430 BIA Contract	2,046,233.13	1,995,205.58	51,027.55	2,165,377.94
44530 Grants	130,311.15	32,750.00	97,561.15	39,500.00
46400 Interest and Other	6,958.36	0	6,958.36	0.00
47000 Program Fees	218,477.73	238,000.00	(19,522.27)	238,000.00
47213 Retail Sales	1,226.31	2,416.67	(1,190.36)	2,500.00
47215 Sponsorships	106,166.81	78,083.33	28,083.48	78,500.00
<b>Total for Income</b>	<b>2,680,290.49</b>	<b>2,493,122.25</b>	<b>187,168.24</b>	<b>2,673,877.94</b>
<b>Expenses</b>				
60000 Staffing Expenses	1,348,616.43	1,333,241.83	15,374.60	1,451,877.56
61000 Professional Expenses	45,518.24	34,166.66	11,351.58	36,000.00
62000 Office and Overhead Expenses	220,102.41	222,376.31	(2,273.90)	238,878.00
70000 Direct Program Expenses	848,022.78	872,859.35	(24,836.57)	920,151.00
<b>Total for Expenses</b>	<b>2,462,259.86</b>	<b>2,462,644.15</b>	<b>(384.29)</b>	<b>2,646,906.56</b>
<b>Net Operating Income</b>	<b>218,030.63</b>	<b>30,478.10</b>	<b>187,552.53</b>	<b>26,971.38</b>
<b>Other Income</b>				
<b>Other Expenses</b>				
Lease Amortization Expense	26,552.27	26,552.27	\$0.00	\$26,971.38
<b>Total for Other Expenses</b>	<b>26,552.27</b>	<b>26,552.27</b>	<b>\$0.00</b>	<b>\$26,971.38</b>
<b>Net Other Income</b>	<b>(26,552.27)</b>	<b>(26,552.27)</b>	<b>0.00</b>	<b>(26,971.38)</b>
<b>Net Income</b>	<b>191,478.36</b>	<b>3,925.83</b>	<b>187,552.53</b>	<b>0.00</b>

**Balance Sheet Prev Year Comparison**  
**The U District Partnership**  
**As of May 31, 2026**

	Total		
	As of May 31, 2026	As of May 31, 2025 (PY)	\$ Change (PY)
<b>Assets</b>			
Current Assets			
Bank Accounts			
10100 Operating Bank Accounts	0.00	0.00	0.00
10110 WSECU Checking	105,095.47	94,654.19	10,441.28
10111 WSECU Savings	161,057.10	160,595.37	461.73
<b>Total for 10100 Operating Bank Accounts</b>	<b>\$266,152.57</b>	<b>\$255,249.56</b>	<b>\$10,903.01</b>
<b>Total for Bank Accounts</b>	<b>\$266,152.57</b>	<b>\$255,249.56</b>	<b>\$10,903.01</b>
Accounts Receivable	\$273,287.93	\$169,851.58	\$103,436.35
Other Current Assets			
12021 Employee Advances	559.16	234.22	324.94
12022 Prepaid Expense	\$17,284.52	\$1,000.10	\$16,284.42
12026 Lease Rights	346,025.94	33,119.29	312,906.65
QuickBooks Tax Holding Account	17,999.11		17,999.11
<b>Total for Other Current Assets</b>	<b>\$381,868.73</b>	<b>\$34,353.61</b>	<b>\$347,515.12</b>
<b>Total for Current Assets</b>	<b>\$921,309.23</b>	<b>\$459,454.75</b>	<b>\$461,854.48</b>
Fixed Assets	\$27,334.29	\$16,449.57	\$10,884.72
Other Assets			
17025 Security Deposits	8,235.87	8,235.87	\$0.00
<b>Total for Other Assets</b>	<b>\$8,235.87</b>	<b>\$8,235.87</b>	<b>\$0.00</b>
<b>Total for Assets</b>	<b>\$956,879.39</b>	<b>\$484,140.19</b>	<b>\$472,739.20</b>
<b>Liabilities and Equity</b>			
Liabilities			
Current Liabilities			
Accounts Payable	\$13,289.39	\$72,378.34	-\$59,088.95
Credit Cards	\$6,772.68	\$4,829.21	\$1,943.47
Other Current Liabilities			
20210 Deferred Revenue	500.00	34,265.19	-33,765.19
20220 Lease Liability	390,346.67	33,880.56	356,466.11
24000 Payroll Liabilities	\$65,876.60	\$61,340.74	\$4,535.86
<b>Total for Other Current Liabilities</b>	<b>\$456,723.27</b>	<b>\$129,486.49</b>	<b>\$327,236.78</b>
<b>Total for Current Liabilities</b>	<b>\$476,785.34</b>	<b>\$206,694.04</b>	<b>\$270,091.30</b>
<b>Total for Liabilities</b>	<b>\$476,785.34</b>	<b>\$206,694.04</b>	<b>\$270,091.30</b>
Equity			
30000 Opening Balance Equity	179.79	\$0.00	179.79
32000 Unrestricted Net Assets	288,435.90	267,474.67	20,961.23
Net Income	191,478.36	9,971.48	181,506.88
<b>Total for Equity</b>	<b>\$480,094.05</b>	<b>\$277,446.15</b>	<b>\$202,647.90</b>
<b>Total for Liabilities and Equity</b>	<b>\$956,879.39</b>	<b>\$484,140.19</b>	<b>\$472,739.20</b>



## **DRAFT BUDGET PROPOSAL**

### **2026 – 2027**

The DRAFT U District Partnership (UDP) budget for FY27 reflects both new funding streams and a growing UDBIA assessment. It also reflects the ongoing support of a wide range of valued community partners. The priorities and initiatives outlined below continue to support the core objectives of the UDP's five-year strategic plan with investments and services that drive meaningful improvements across the district. The UDBIA assessment is projected to reach approximately \$1,890,000 in the coming fiscal year. With an anticipated 95% collection rate, UDP expects to generate a solid base income of about \$1,797,000 from the UDBIA—providing a strong, stable base of funding for the year ahead. In addition, there are a variety of grants that will provide new capacity for a range of economic development programs outlined below.

#### **PROJECTED INCOME FOR 2027**

##### **Income from FY2027 UDBIA Assessment: \$1,797,345**

Each year, the UDBIA Assessment provides the base funding for the programs administered by UDP. This funding is stable and can be projected each year. This money is unrestricted, insofar that it's approved by the BIA and is in alignment with the establishing ordinance.

##### **Existing Grants: \$293,750**

In the year ahead, there are a few grants that have been secured to support UDP programming in the U District, including ongoing support for UDP's cleaning and outreach programs from the City of Seattle that allow us to continue staffing at FY2026 levels.

##### **New Grants: \$700,000**

By the end of FY2026, UDP will be under contract with the Federal Highway Administration for a \$1,500,000 grant to support a two-year feasibility study project looking at the potential of lidding I-5 and reconnecting the U District with Wallingford. In addition to these funds, the City of Seattle has contributed \$250,000 to the effort with funding from the Seattle Transportation Levy.

##### **Donations & Partnerships: \$50,000**

Several neighborhood partners have committed to financially supporting UDP programming again this year. UHeights currently supports the morning ambassador shifts, and Amazon is coming back to generously support activation in the U District Station park.

##### **Program Fees: \$261,500**

The income from program fees is largely attributable to the booth fee payments from the annual U District Street Fair. These fees are invested into covering the costs of the event each May.

**Sponsorship: \$85,000**

This past year, UDP has made solid strides in bringing in new sponsorships for each of the annual festivals. Most event revenue can be attributed to Street Fair booth fees, but sponsorship remains an opportunity to bring in external funding and in-kind contributions from event partners.

**BIA Surplus Spending: \$305,530**

Every year, there is a difference between UDP's budgeted and actual spending. Typically, UDP slightly underspends, allowing unspent funds to be rolled into the following year's program budget. In addition, UDP consistently maintains a surplus of city-held funds beyond the required reserves, which can be allocated to future budget priorities. While the lion's share of the UDBIA's annual assessment is collected each year, there are still outstanding assessment dollars that UDP is actively working to collect. These funds are not included in the current budget but could provide additional flexibility over the next two years. Currently, this budget projects approximately \$305,530 to be carried forward into the next fiscal year.

**PROPOSED 2027 BUDGET & WORK PLAN**

Maintaining a welcoming, well-kept commercial corridor is foundational to a thriving local economy. Cleaning and safety services remain the core of BIA investment for exactly this reason—they keep the U District functioning as a place people want to be, whether they're here to shop, work, grab a meal, or call it home. Complementing these core services, targeted improvements to the public realm and proactive business support work together to strengthen the district's overall appeal. Meanwhile, marketing initiatives and community events do double duty: they build neighborhood identity, draw new visitors, and generate their own revenue through booth fees and sponsorships, offsetting much of their cost. The proposed 2027 work plan and budget reflects these priorities, with projections set alongside 2026 allocations for easy comparison.

**Proposed 2027 Safety & Outreach Budget: \$681,248***2026 Safety & Outreach Budget: \$520,511*

The bulk of the safety and outreach budget goes toward maintaining UDP's daily ambassador program—the backbone of the district's approach to public safety. The major jump in this budget line-item is the funding for outreach from a city grant. In addition to boots on the ground, UDP will continue hosting monthly case conferencing sessions designed to address the persistent effects of serious behavioral health issues in the neighborhood. UDP also remains an active and vocal presence at the city and county level, bringing together neighborhood stakeholders and pushing for meaningful progress on cleaning, safety, and outreach priorities. A primary focus of the work this year will be devoted to unwinding the entrenched drug market at NE 47th and Brooklyn.

**Work Plan Highlights:**

- *Sustained daily on-call ambassador program*
  - *7:30 a.m. - 11 p.m. Monday - Friday*
  - *2 p.m. - 10 p.m. Saturday & Sunday (with the aim of adding a Saturday morning shift later in the year)*
- *Periodic late night security patrols at the beginning of Fall and Winter Quarters*
  - *10 p.m. – 3 a.m. periodically on Friday and Saturday nights*

- *Dedicated U District homeless outreach coordinator*
  - *Monday - Friday*
- *Monthly homeless census using King County's One Night Count methodology*
- *Seattle Neighborhood Impact Framework with multi-agency case conferencing for high-impact individuals*
- *U District Public Safety Committee*
- *Public safety walks with city leaders*
- *Quarterly meetings with Seattle Police Chief*
- *Quarterly meetings with the North Precinct Commander*
- *Participation on the North Precinct Advisory Council*

**Proposed 2027 Cleaning Budget: \$626,334**

*2026 Cleaning Budget: \$586,405*

The UDP Clean Team has grown steadily in both staffing and hours to keep pace with the district's needs. This past year, the team logged roughly 8,500 cleaning hours--and even that level of output struggles to keep up with demand, particularly given the persistent graffiti and frequent biohazard situations that come with a high concentration of people experiencing homelessness. Several city grants are expected to contribute more than \$125,000 toward these efforts and continued expansion will be necessary in coming years as assessment revenue permits.

In 2025 UDP converted a part-time clean team position to full-time, bringing the in-house roster to five--a meaningful marker for a team that recently completed its transition to fully in-house operations. UDP will also keep coordinating second-story graffiti removal for participating property owners and will continue using issue-tracking software to manage work orders and measure response times.

**Work Plan Highlights:**

- *7 x week cleaning of south Ave area*
- *2 x week cleaning of north Ave area*
- *1 x month cleaning of general cleaning area*
- *2 x year community clean-ups*
- *5 in-house clean team members*
- *Issue ticketing and tracking software*
- *Public realm maintenance, supplies and equipment*
- *Planting strip maintenance on NE 43rd Street*
- *Coordination of discounted/privately-funded second floor graffiti removal*
- *Targeted/seasonal cleaning: pressure washing, leaf and snow removal*
- *Advocacy for enhanced ongoing City support for cleaning, and improved solid waste collection*
- *Annual coordination and watering of the flower baskets on University Way NE*
- *Table, chair, and umbrella management in public seating areas*

**Proposed 2027 Economic Development Budget: \$246,797**

*2026 Economic Development Budget: \$174,252*

In early 2026, UDP produced its first ever U District Economic Development report which chronicled all of the growth in the University District over the past decade. This research enabled UDP to become an authority on the U District's economic dynamics while continuing to be an advocate and resource for small businesses. Looking ahead, the 2027 work plan maintains a strong commitment to supporting small businesses, with an added emphasis on retail recruitment to further strengthen the district's commercial core.

**Work Plan Highlights:**

- *Business attraction, retention, and expansion*
  - *Updated small business landscape database*
  - *Commercial vacancy tracking and tenant matchmaking*
  - *New retail economic evaluation and strategy*
- *Database management and economic reporting*
  - *Public/private development infrastructure tracking and advocacy*
- *Small business assistance and promotion*
  - *Small business technical assistance*
  - *Business promotion campaigns, event support*
  - *Continued grants to support small businesses and organizations*
- *Convening and engagement with U District stakeholders*
  - *Economic Development Committee*
  - *U District Community Council*

**Proposed 2027 Marketing & Communications Budget: \$206,721**

*2026 Marketing & Communications Budget: \$180,730*

In the year ahead, UDP will keep building visibility for both the neighborhood and the organization through focused marketing and communications work. Event-driven traffic continues to give both the UDP and U District Seattle websites a measurable boost in reach and usability, and a fresh round of photography is sharpening how the U District's story (and UDP's role in it) gets told. That momentum carries into 2027 with planned website updates and a continued emphasis on narrative, putting the district's character and its stakeholders front and center.

**Work Plan Highlights:**

- *Expand and deepen engagement through strategic social media and email marketing campaigns*
- *Drive traffic to UDistrictSeattle.com, keeping content fresh, engaging, and informative*
- *Invest in new content on the UDP and U District Seattle websites to better showcase the organization's growing impact on the district and the district's character and offerings*
- *Pursue positive earned media coverage to further elevate the U District's visibility and reputation*

## **Proposed 2027 Lid I-5 Feasibility Study Budget: \$700,000**

### *2026 Lid I-5 Budget: \$0*

In 2024, UDP applied for a Reconnecting Communities grant from the federal government, which was awarded in 2025. This funding would provide \$1,500,000 to conduct a feasibility study to evaluate the potential engineering, construction and programming of a lid over Interstate-5 between Wallingford and the U District. The City of Seattle has also committed \$250,000 to this effort through the Seattle Transportation Levy. UDP staff have been working with the Federal Highways Administration to finalize the contract this spring and expect to launch the project in the fall of 2026. The funding represented in this budget line-item represents roughly half of the funding for what is expected to be a two-year project.

### **Work Plan Highlights:**

- *Government contracting:*
  - *Finalize the contract with the Federal Highway Administration*
  - *Finalize contract with Seattle Department of Transportation*
- *Project management:*
  - *Launch an RFP for a consultant team to lead the feasibility study*
  - *Hire project staffing to support the study work*
- *Community engagement:*
  - *Launch a community advisory committee*

## **Proposed 2027 Placemaking & Urban Vitality Budget: \$196,197**

### *2026 Placemaking & Urban Vitality Budget: \$279,484*

UDP's Urban Vitality Committee will continue to shape the neighborhood's input into Seattle's upcoming Comprehensive Plan updates, ensuring U District voices are heard and that stakeholders have a hand in defining a more connected and resilient district. The opening of the privately owned public space at NE 43rd & Brooklyn Ave NE gave UDP the opportunity to launch a Station Area Park series, which will continue this summer with dance classes and community events. City grants will fund a new Mobility Hub art installation program near the Light Rail Station. BIA dollars will support upkeep of UDP-owned placemaking signage, tree lighting, and flower baskets, along with management of the outdoor furniture and umbrellas at NE 43rd Street and the Station Park. UDP will also stay engaged on transportation issues--monitoring activity, sharing information transparently, and advocating to protect the district's economy and livability as construction and investment continue.

### **Work Plan Highlights:**

- *Coordination and fundraising for beautification projects:*
  - *Murals, public art, and placemaking*
  - *Public Art and placemaking*
  - *Improve / replace urban elements: pedestrian lights, etc.*
- *Continued placemaking and beautification*
  - *Summer flower baskets*
  - *U District signage featuring new neighborhood branding*
  - *Tree light maintenance*

- *Plaza furniture management for NE 43rd Street and U District Station Park*
- *Public infrastructure, access and mobility tracking and advocacy*
- *Convening and engagement with U District stakeholders*
  - *Urban Vitality Committee*
  - *Lid I-5 North Seattle Coalition*
  - *CUCAC*

**Proposed 2027 U District Events Budget: \$441,511**

*2026 U District Events Budget: \$586,955*

Each year, UDP produces a dynamic lineup of high-quality events that attract visitors and showcase the unique character and vitality of the U District. These events not only drive foot traffic but also strengthen the district's identity as one of Seattle's most vibrant neighborhoods.

**Work Plan Highlights:**

- *Seattle Boba Fest – August 1, 2026*
- *U District Chow Down – October 3, 2026*
- *U District Cherry Blossom Festival – Spring 2027*
- *56th Annual U District Street Fair – May 15 & 16, 2027*
- *Expanded sponsorship for events and programs*
- *Potential additional promotions throughout the year*

**Proposed 2027 Program Management Budget: \$395,334**

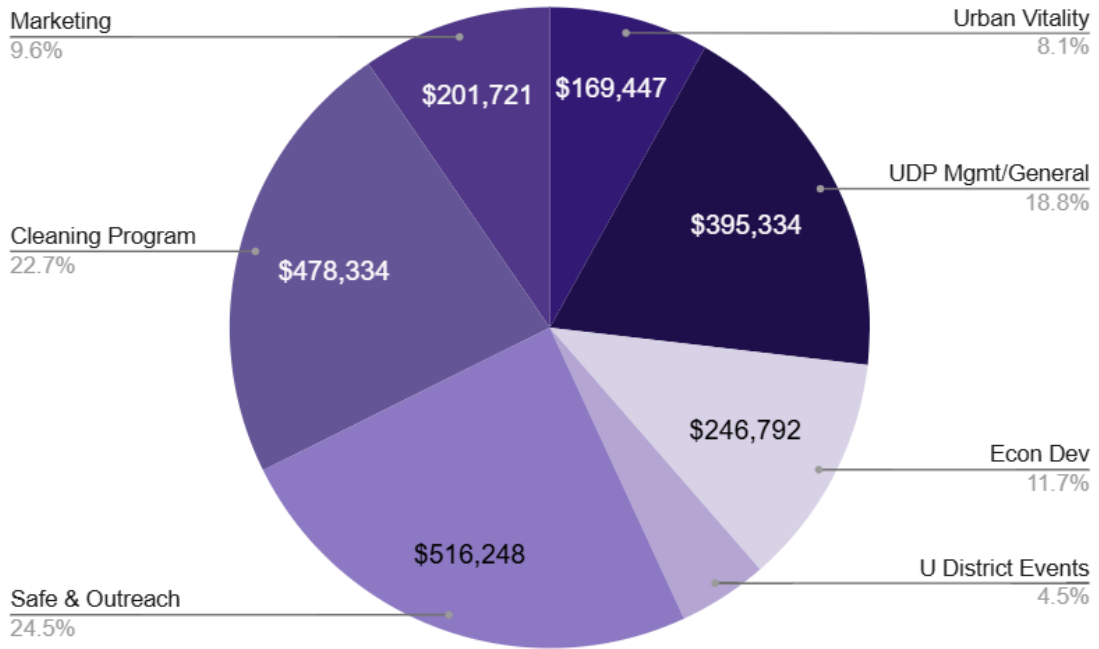
*2026 Program Management Budget: \$345,551*

As program manager, the U District Partnership provides professional management and oversees the investment made through the business improvement area dollars on behalf of ratepayers in the district.

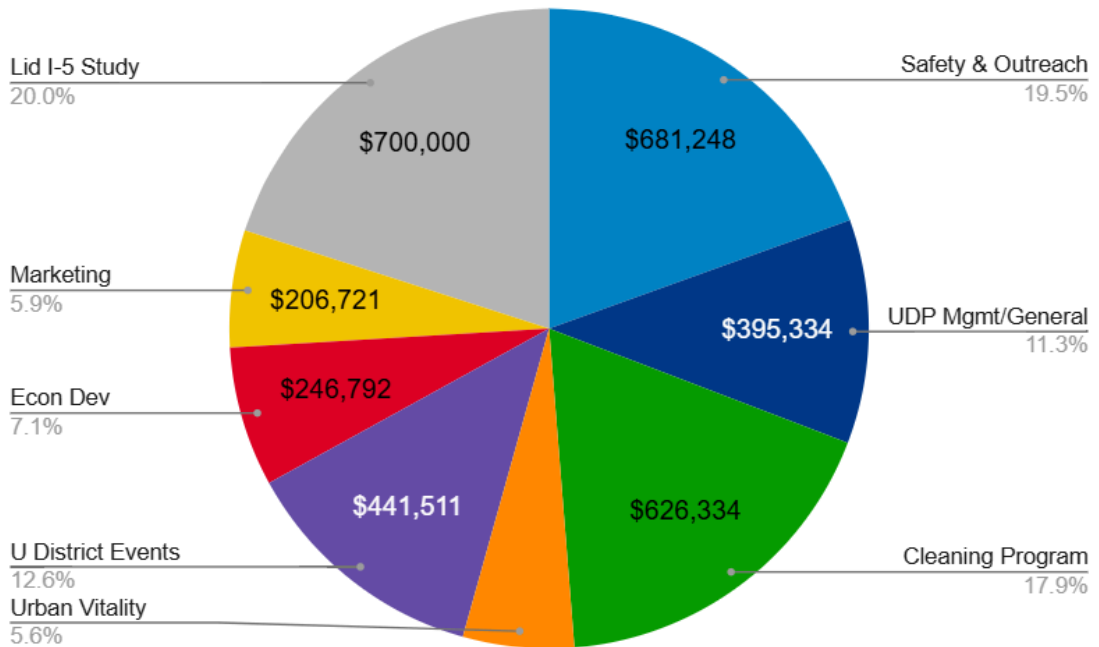
**Work Plan Highlights:**

- *Convene UDP Board and UDBIA Ratepayer Advisory Board meetings*
- *Strong advocacy on behalf of the neighborhood*
- *Engagement with other community partners*
- *Program oversight and accountability*
- *Fundraising and financial management*
- *Community convening and networking*

**Proposed BIA Spending: \$2.1 Million**



**Proposed UDP Spending: \$3.5 Million**



**DRAFT 2027 UDP BUDGET**

		Program Management	Clean Program	Safety & Outreach	Economic Development	Urban Vitality	Lid I-5	Marketing	Total Program Budget 27	U District Chow Down	Cherry Blossom Fest	Boba Fest	U District Street Fair	Misc. Events & Promotions	Total Event Budget 27	TOTAL UDP BUDGET 27
<b>Ordinary Income/Expense</b>																
<b>Income</b>																
44430	BIA Contract	299,803.30	413,334.08	451,248.40	216,792.33	139,446.58	0.00	181,720.67	1,702,345.36	30,000.00	15,000.00	15,000.00	25,000.00	10,000.00	95,000.00	1,797,345.36
	BIA Surplus Rolling Forward	95,530.37	65,000.00	65,000.00	30,000.00	30,000.00	0.00	20,000.00	305,530.37	0.00	0.00	0.00	0.00	0.00	0.00	305,530.37
44530	Grants	0.00	130,000.00	140,000.00	0.00	23,750.00	700,000.00	0.00	993,750.00	0.00	0.00	0.00	0.00	0.00	0.00	993,750.00
44535	Federal Highway Administration	0.00	0.00	0.00	0.00	0.00	600,000.00	0.00	600,000.00	0.00	0.00	0.00	0.00	0.00	0.00	600,000.00
44539	Seattle Department of Transportation	0.00	3,000.00	0.00	0.00	23,750.00	100,000.00	0.00	126,750.00	0.00	0.00	0.00	0.00	0.00	0.00	126,750.00
44534	Office of Economic Development	0.00	100,000.00	140,000.00	0.00	0.00	0.00	0.00	240,000.00	0.00	0.00	0.00	0.00	0.00	0.00	240,000.00
44536	Seattle Public Utilities	0.00	27,000.00	0.00	0.00	0.00	0.00	0.00	27,000.00	0.00	0.00	0.00	0.00	0.00	0.00	27,000.00
43400	Donations & Partnerships	0.00	18,000.00	25,000.00	0.00	3,000.00	0.00	4,000.00	50,000.00	0.00	0.00	0.00	0.00	0.00	0.00	50,000.00
46400	Interest and Other	0.00	0.00	0.00	0.00	0.00	0.00	0.00	0.00	0.00	0.00	0.00	0.00	0.00	0.00	0.00
47000	Program Fees	0.00	0.00	0.00	0.00	0.00	0.00	0.00	0.00	10,000.00	0.00	1,500.00	250,000.00	0.00	261,500.00	261,500.00
47213	Retail Sales	0.00	0.00	0.00	0.00	0.00	0.00	1,000.00	1,000.00	0.00	0.00	1,000.00	0.00	0.00	1,000.00	2,000.00
47215	Sponsorship	0.00	0.00	0.00	0.00	0.00	0.00	0.00	0.00	25,000.00	15,000.00	15,000.00	30,000.00	0.00	85,000.00	85,000.00
	<b>Total Income</b>	<b>395,333.67</b>	<b>626,334.08</b>	<b>681,248.40</b>	<b>246,792.33</b>	<b>196,196.58</b>	<b>700,000.00</b>	<b>206,720.67</b>	<b>3,052,625.73</b>	<b>65,000.00</b>	<b>30,000.00</b>	<b>32,500.00</b>	<b>305,000.00</b>	<b>10,000.00</b>	<b>442,500.00</b>	<b>3,495,125.73</b>
<b>Expenses</b>																
<b>Staffing Expenses</b>																
60100	Wages & Salaries	126,708.21	423,582.23	111,951.61	191,894.05	130,480.70	161,342.57	148,177.30	1,294,136.67	0.00	0.00	0.00	27,300.00	0.00	27,300.00	1,321,436.67
60020	Payroll Taxes	10,503.12	36,641.89	9,245.10	16,040.28	10,874.91	13,607.50	12,430.10	109,342.90	0.00	0.00	0.00	2,361.45	0.00	2,361.45	111,704.35
60030	Medical Benefits	8,626.57	68,102.49	9,093.14	17,976.18	11,426.54	17,726.86	14,927.95	147,879.74	0.00	0.00	0.00	0.00	0.00	0.00	147,879.74
60050	Transit Benefit	3,000.00	0.00	0.00	0.00	0.00	0.00	0.00	3,000.00	0.00	0.00	0.00	0.00	0.00	0.00	3,000.00
60040	Retirement Benefits	3,801.25	12,707.47	3,358.55	5,756.82	3,914.42	4,840.28	4,445.32	38,824.10	0.00	0.00	0.00	0.00	0.00	0.00	38,824.10
	<b>Total Staffing Expenses</b>	<b>152,639.15</b>	<b>541,034.08</b>	<b>133,648.40</b>	<b>231,667.33</b>	<b>156,696.58</b>	<b>197,517.20</b>	<b>179,980.67</b>	<b>1,593,183.41</b>	<b>0.00</b>	<b>0.00</b>	<b>0.00</b>	<b>29,661.45</b>	<b>0.00</b>	<b>29,661.45</b>	<b>1,622,844.86</b>
<b>Professional Expenses</b>																
61100	Accounting Fees	32,000.00	0.00	0.00	0.00	0.00	0.00	0.00	32,000.00	0.00	0.00	0.00	0.00	0.00	0.00	32,000.00
61110	HR Consulting	10,000.00	0.00	0.00	0.00	0.00	0.00	0.00	10,000.00	0.00	0.00	0.00	0.00	0.00	0.00	10,000.00
61120	Legal Fees	2,000.00	0.00	0.00	0.00	0.00	0.00	0.00	2,000.00	0.00	0.00	0.00	0.00	0.00	0.00	2,000.00
	<b>Total Professional Expenses</b>	<b>44,000.00</b>	<b>0.00</b>	<b>0.00</b>	<b>0.00</b>	<b>0.00</b>	<b>0.00</b>	<b>0.00</b>	<b>44,000.00</b>	<b>0.00</b>	<b>0.00</b>	<b>0.00</b>	<b>0.00</b>	<b>0.00</b>	<b>0.00</b>	<b>44,000.00</b>
<b>Office and Overhead Expenses</b>																
63600	Banking & Service Fees	0.00	0.00	0.00	0.00	0.00	0.00	40.00	40.00	300.00	300.00	300.00	16,000.00	0.00	16,900.00	16,940.00
62800	Dues & Subscriptions	2,775.00	0.00	0.00	25.00	0.00	0.00	0.00	2,800.00	0.00	0.00	0.00	0.00	0.00	0.00	2,800.00
62200	Insurance	1,300.00	3,300.00	1,000.00	0.00	0.00	0.00	0.00	5,600.00	1,000.00	0.00	1,000.00	3,000.00	0.00	5,000.00	10,600.00
63100	Licenses & Permits	210.00	0.00	0.00	0.00	0.00	0.00	0.00	210.00	2,000.00	0.00	1,500.00	18,000.00	0.00	21,500.00	21,710.00
62500	Local Travel & Meetings	3,500.00	0.00	400.00	900.00	750.00	0.00	500.00	6,050.00	0.00	0.00	0.00	750.00	0.00	750.00	6,800.00
63120	Merchandise	0.00	0.00	0.00	0.00	0.00	0.00	1,000.00	1,000.00	0.00	0.00	0.00	0.00	0.00	0.00	1,000.00
62300	Office Equipment	12,000.00	0.00	0.00	0.00	0.00	0.00	0.00	12,000.00	0.00	0.00	0.00	0.00	0.00	0.00	12,000.00
62400	Office Supplies	6,000.00	0.00	0.00	0.00	0.00	0.00	0.00	6,000.00	0.00	0.00	0.00	0.00	0.00	0.00	6,000.00
62900	Postage & Mailing	350.00	0.00	0.00	0.00	0.00	0.00	200.00	550.00	0.00	0.00	0.00	0.00	0.00	0.00	550.00
62150	Renovations & Repairs	15,000.00	1,000.00	0.00	0.00	0.00	0.00	0.00	16,000.00	0.00	0.00	0.00	0.00	0.00	0.00	16,000.00
62100	Rent & Monthly Parking	104,359.52	6,500.00	6,500.00	0.00	0.00	0.00	0.00	117,359.52	0.00	0.00	0.00	1,600.00	0.00	1,600.00	118,959.52
63300	Staff Development	14,000.00	1,000.00	1,000.00	2,000.00	2,000.00	0.00	2,000.00	22,000.00	0.00	0.00	0.00	0.00	0.00	0.00	22,000.00
62700	Technology & Software	24,000.00	2,500.00	200.00	6,700.00	500.00	0.00	2,500.00	36,400.00	0.00	0.00	0.00	0.00	0.00	0.00	36,400.00
62600	Telephone	3,200.00	1,000.00	1,000.00	1,000.00	1,000.00	0.00	1,000.00	8,200.00	0.00	0.00	0.00	0.00	0.00	0.00	8,200.00
	<b>Total Office and Overhead Expenses</b>	<b>186,694.52</b>	<b>15,300.00</b>	<b>10,100.00</b>	<b>10,625.00</b>	<b>4,250.00</b>	<b>0.00</b>	<b>7,240.00</b>	<b>234,209.52</b>	<b>3,300.00</b>	<b>300.00</b>	<b>2,800.00</b>	<b>39,350.00</b>	<b>0.00</b>	<b>45,750.00</b>	<b>279,959.52</b>
<b>Direct Program Expenses</b>																
70300	Advertising	0.00	0.00	0.00	0.00	0.00	0.00	1,500.00	1,500.00	2,700.00	2,000.00	2,000.00	2,500.00	0.00	9,200.00	10,700.00
70310	Committee & Board Meetings	5,000.00	0.00	500.00	1,000.00	1,000.00	0.00	0.00	7,500.00	0.00	0.00	0.00	0.00	0.00	0.00	7,500.00
70320	Contracted Services	7,000.00	8,000.00	534,000.00	2,500.00	31,750.00	502,482.80	14,000.00	1,099,732.80	28,000.00	12,000.00	5,450.00	134,000.00	5,000.00	184,450.00	1,284,182.80
70340	Equipment Rental	0.00	0.00	0.00	0.00	0.00	0.00	0.00	0.00	14,000.00	5,700.00	6,000.00	55,000.00	0.00	80,700.00	80,700.00
70350	Event Entertainment	0.00	0.00	0.00	0.00	0.00	0.00	0.00	0.00	7,000.00	600.00	2,000.00	30,000.00	0.00	39,600.00	39,600.00
70360	Other Program Expenses	0.00	43,000.00	0.00	0.00	2,500.00	0.00	2,500.00	48,000.00	0.00	0.00	750.00	0.00	5,000.00	5,750.00	53,750.00
70370	Printing & Reproduction	0.00	0.00	0.00	1,000.00	0.00	0.00	1,500.00	2,500.00	7,000.00	6,700.00	9,650.00	8,500.00	0.00	31,850.00	34,350.00
70335	Program Supplies	0.00	19,000.00	3,000.00	0.00	0.00	0.00	0.00	22,000.00	3,000.00	2,700.00	3,850.00	5,000.00	0.00	14,550.00	36,550.00
	<b>Total Direct Program Expenses</b>	<b>12,000.00</b>	<b>70,000.00</b>	<b>537,500.00</b>	<b>4,500.00</b>	<b>35,250.00</b>	<b>502,482.80</b>	<b>19,500.00</b>	<b>1,181,232.80</b>	<b>61,700.00</b>	<b>29,700.00</b>	<b>29,700.00</b>	<b>235,000.00</b>	<b>10,000.00</b>	<b>366,100.00</b>	<b>1,547,332.80</b>
	<b>Total Expenses</b>	<b>395,333.67</b>	<b>626,334.08</b>	<b>681,248.40</b>	<b>246,792.33</b>	<b>196,196.58</b>	<b>700,000.00</b>	<b>206,720.67</b>	<b>3,052,625.73</b>	<b>65,000.00</b>	<b>30,000.00</b>	<b>32,500.00</b>	<b>304,011.45</b>	<b>10,000.00</b>	<b>441,511.45</b>	<b>3,494,137.18</b>
	<b>Net Ordinary Income</b>	<b>0.00</b>	<b>0.00</b>	<b>0.00</b>	<b>0.00</b>	<b>0.00</b>	<b>0.00</b>	<b>0.00</b>	<b>0.00</b>	<b>0.00</b>	<b>0.00</b>	<b>0.00</b>	<b>988.55</b>	<b>0.00</b>	<b>988.55</b>	<b>988.55</b>

## Program Reports

UDP Board of Directors

June 16, 2026

### CLEAN, SAFE & OUTREACH

#### Self-Watering Flower Baskets Installed on The Ave

UDP's new self-watering flower baskets have been installed on University Way. The upgraded baskets will help maintain healthier and more consistent plantings while significantly reducing the staff time and water required throughout the season. Sincere thanks to the University Rotary Club for its generous contribution, which helped make this important neighborhood beautification investment possible.

#### NE 43rd Street Programming and Beautification


Seasonal programming has returned to NE 43rd Street with the installation of umbrellas along the street. On sunny days, UDP is also activating the park at the corner of NE 43rd Street and Brooklyn Avenue NE with tables and chairs. These amenities provide additional places for visitors, residents, and employees to gather, eat, and enjoy the neighborhood while helping create a more welcoming and active public space.

New mulch was also installed in the landscaped areas along NE 43rd Street. The mulch will help retain soil moisture, suppress weed growth, and improve the overall appearance of the street. In response to feedback about previous mulching efforts, UDP sourced a low-scent product that should not interfere with the enjoyment of nearby outdoor dining areas.

#### Homeless Outreach

Since the last update, Brad Mills has been hired by REACH as the dedicated Neighborhood Outreach Coordinator serving the U District. Brad is now onboarding into the neighborhood and beginning to build relationships with individuals experiencing homelessness, local service providers, businesses, community partners, and the U District Ambassador team.

This position will support and advance the Seattle Neighborhood Impact Framework through consistent, place-based outreach and stronger coordination among neighborhood partners. Initial work will include developing a deeper understanding of the local drug market and identifying individuals who may benefit from shelter, treatment, behavioral health care, or other services. Brad will also work closely with the Ambassadors and outreach partners to improve information sharing, follow up on priority individuals, and help connect neighborhood conditions with appropriate resources and interventions.



This dedicated outreach capacity is made possible through funding secured by District 4 Councilmember Maritza Rivera.

DATE OF COUNT	NO. OF PEOPLE
06/04/2026	<b>81</b>
05/29/2026	<b>60</b>
05/06/2026	<b>71</b>
04/22/2026	<b>80</b>
04/09/2026	46
03/11/2026	41
02/11/2026	34
01/14/2026	46
12/10/2025	32
10/15/2025	37
09/04/2025	<b>83</b>
08/06/2025	48
07/24/2025	<b>79</b>
07/02/2025	<b>62</b>

### Monthly Homeless Census

UDP conducts a monthly homeless census to track changes in the unsheltered population and guide outreach and case conferencing efforts. The census uses the same method each month so trends can be monitored over time. A dedicated ambassador shift is assigned every month to document individuals in doorways, alleys, vehicles, encampments, and other known locations.

Counts are recorded by location, number of people, structures present, and whether individuals are known to ambassadors. The most recent census (shown in green below) identified 41 individuals living unsheltered in the U District. The highest count recorded was in 2021, at 150 people living outside.

*\*Counts over 50 are bolded.*

## ECONOMIC DEVELOPMENT

### U District Seattle Business Directory & Summer Specials

The U District Partnership has refreshed the business directory on [UDistrictSeattle.com](http://UDistrictSeattle.com) as part of a broader effort to promote local businesses during this summer's major visitor events and soccer-related festivities. Businesses were also invited to submit special [summer promotions](#) to be featured on the U District Seattle website, social media channels, and in the UDP newsletter. To further increase visibility, UDP is distributing QR codes and promotional materials for the directory and participating offers to local hotels and businesses, helping connect visitors with neighborhood dining, shopping, and experiences throughout the season.

### U District Business Openings

#### Recent Openings:

- Roma Italian
- Xplosion Games (Pop-up)
- Alley Coffee
- Okonomiyaki Jiban-Ya

#### Upcoming Openings:

- Mikiya Wagyu Shabu
- Bite Theory
- Tonight We Race
- Alley Coffee
- Carmelo's Tacos
- Planet Fitness

## PLACEMAKING & URBAN VITALITY

### UDP Public Realm Investments and Activations

As the U District prepares for summer, several public realm projects are helping make the neighborhood more welcoming, vibrant, and memorable:

- *Seamless Seattle Signage Reflects U District Identity:* The Seamless Seattle wayfinding signs throughout the neighborhood have been refreshed with U District-specific branding. Visitors will now see familiar neighborhood symbols—including gargoyles, mammoths, and boba—alongside key landmarks, helping strengthen the district's sense of place.
- *Mobility Hub Art Installations Move Forward:* The U District Light Rail Station will host two temporary art installations as part of the Mobility Hub pilot. UDP and SDOT secured additional funding to support two of the community panel's top artist selections, with installation planned for late summer. An artist announcement will be shared once contracts are finalized.
- *Flower Day and Summer Activations:* On June 1, UDP celebrated the launch of the summer flower baskets by distributing nearly 100 mini bouquets of gerbera daisies, chamomile, and forest ferns to residents, workers, students, and visitors. Looking ahead, UDP has secured additional funding to launch a summer activation series at Station Park, featuring popular programs such as dance classes and movie nights.

### UW Partnerships Expand Organizational Capacity

In addition to these public realm updates, UDP staff have been working on a number of long range planning and advocacy projects to shape the neighborhood's continued growth and prevent unintended consequences. This spring, Urban Vitality intern Erik Rayas completed his internship, playing a key role in coordinating data and mapping efforts between Lime, SDOT, and UDP. His work helped identify solutions that improved traffic safety and scooter parking while minimizing impacts to existing parking and loading.

Urban Vitality and Economic Development staff also partnered with the University of Washington's BIS 352 Geography course, where 32 students completed research, mapping, and data analysis projects focused on U District planning challenges. The partnership generated valuable datasets that would have been difficult for UDP staff to collect independently while strengthening relationships with both City and University partners. City staff, UW administrators, and UDP board members praised the quality of the student work and expressed strong interest in future collaboration and data sharing opportunities.

### Subarea Planning Gains Momentum

The U District Subarea Plan process continues to advance, with the first public workshop held on April 23 and the initial survey closing on May 4. As City staff begin analyzing feedback, they have requested additional meetings and introductions to stakeholder groups, creating new opportunities for community voices to shape the plan.

### Transportation Policy and Partnerships

UDP staff have participated in transportation policy discussions with the Downtown Transportation Alliance, Northeast Safe Streets, Councilmember Rinck's Transportation Roundtable, and Seattle Transportation Measure focus groups. These conversations helped elevate neighborhood priorities, while SDOT has demonstrated a strong commitment to partnership by working closely with UDP to evaluate transportation pilots and jointly assess neighborhood impacts.

## Lid I-5 North Feasibility Study

UDP continues preparations for the launch of the multi-year Lid I-5 North Feasibility Study. Following participation in both the USDOT Reconnecting Communities Institute and the Washington Department of Commerce Capital Project Planning and Readiness program, staff have focused on refining project budgets, schedules, and governance structures to ensure organizational readiness. Staff anticipate sharing positive news regarding the finalized grant agreement in the near future.

## MARKETING & EVENTS

### The 55th Annual U District Street Fair

The U District Street Fair returned for its 55th celebration on Saturday, **May 16 & Sunday, May 17**. Nearly 300 artist, craft, food, and community vendors filled the streets of the U District. Also 27 local business activations spilled out onto the street with pizza, beer, shopping and more.

- *New Neptune Outdoor Main Stage:* This year, UDP forged a new partnership with Seattle Theater Group's Neptune Theater to bring The Neptune Main Stage to NE 41st, which was sponsored by Thumbtack.
- *UDP Releases U District Street Fair History Video:* Working with the creative team at Thread Theory, UDP Marketing developed a two-phase video project to highlight the history of the U District Street Fair with narrative provided by community stakeholders. In 2025, Thread Theory captured the event and created standard promotional videos, returning in 2026 to interview six people (from business owners, to long-time neighborhood advocates, to production leaders, and a member of the Shiga family) to share the history and importance of the event to the U District neighborhood. [Watch the video here](#)



### 5th Annual Seattle Boba Fest Returns on August 1

With nearly 20 bubble tea shops, the U District represents one of the highest concentrations of boba in the Seattle area. Each year, UDP celebrates this by hosting the annual Seattle Boba Fest.

Boba shops located in the U District neighborhood are invited to sign up to participate in the event by offering a single special, unique for the day of Seattle Boba Fest. Other U District businesses are invited to get in on the fun by offering bubble tea-centric or boba-themed specials (desserts, shopping, cocktails, etc.). [Businesses must register here to participate by June 23.](#)